

ICTC



ICTC

Lagoon

GLAZED PORCELAIN

Lagoon



Lagoon Almond 10"x63

Glazed Porcelain

  10x63




Lagoon Natural 10x63

Lagoon



Lagoon Roble 10x63




Lagoon Almond 10x63



10x63




Roble



Glazed Porcelain



Natural



Glazed Porcelain



Almond



Glazed Porcelain



Other Faces



Roble



Natural



Almond

Technical Specifications

CHARACTERISTICS	STANDARD	DECLARED ASTM
Water Absorption	ISO-10545/3	E <= 0.5%
Break Strength	ISO-10545/4	Min. 1500 N
Chemical Resistance	C650	Class A (Resist) ¹
Stain Resistance	ISO-10545/14	5
Frost Resistance	C1026	Resistant
Thermal Shock Resistance	ISO-10545/9	Resistant
Crazing Resistance	ISO-10545/11	Resistant
Group	See FAQ's	4
PEI- Glazed Tiles	C1027	PEI (V)
Dynamic Coefficient of Friction (DCOF)	A326.3	=0.70
Shade and Texture Rating	CTDA	V3
Facial Dimensions	C499	Pass
Range of Thickness	C499	Pass
Warpage	C485	Pass
Wedging	C502	Pass

Packaging Info

Size	SF per carton	PC per carton
10x63	13.45	3